Capital Integral
PROPERTY MANAGEMENT

MONTHLY FINANCIAL REPORT

CCC 286

October 2019

205-1600 Laperriere Ave
Ottawa, ON K1Z 8P5
T. 1-613-722-1232
F. 1-613-651-0306
www.cimanagement.ca

CCC 286 Monthly Financials

Table of Contents

Operating Reports

1. Budget vs Actuals Comparison- Monthly
2. Budget vs Actuals Comparison- Year to Date
3. Balance Sheet- Monthly
4. Accounts Receivable Summary
5. Accounts Payable Summary
6. Trial Balance Summary
7. General Ledger- Monthly
8. Operating Account Bank Reconciliation
9. Operating Account Bank Statement

Reserve Reports

1. Budget vs Actuals Comparison- Monthly
2. Budget vs Actuals Comparison- Year to Date
3. Reserve Account Bank Reconciliation
4. Investment Statement

205-1600 Laperriere Ave
Ottawa, ON K1Z 8P5
T. 1-613-722-1232
F. 1-613-651-0306
www.cimanagement.ca

CCC 286

BUDGET VS. ACTUALS: 2019 - FY19 P&L

October 2019

	TOTAL			
	ACTUAL	BUDGET	OVER BUDGET	% OF BUDGET
Income				
4000 Income				
4001 Condo Fees	7,878.00	7,878.00	0.00	100.00 %
4040 Interest Income	63.61		63.61	
Total 4000 Income	**7,941.61**	**7,878.00**	**63.61**	**100.81 %**
Total Income	**$7,941.61**	**$7,878.00**	**$63.61**	**100.81 %**
Cost of Goods Sold				
4200 Contribution to Reserve Fund	2,524.25	2,524.25	0.00	100.00 %
Total Cost of Goods Sold	**$2,524.25**	**$2,524.25**	**$0.00**	**100.00 %**
GROSS PROFIT	**$5,417.36**	**$5,353.75**	**$63.61**	**101.19 %**
Expenses				
5000 Utilities				
5020 Hydro	170.99	250.00	-79.01	68.40 %
5030 Water & Sewer	1,073.76	583.33	490.43	184.07 %
5040 Telecom Expenses	19.20	83.33	-64.13	23.04 %
Total 5000 Utilities	**1,263.95**	**916.66**	**347.29**	**137.89 %**
5400 Contracts				
5414 Irrigation		54.17	-54.17	
5415 Waste Management	128.60	162.50	-33.90	79.14 %
5465 Landscaping	398.27	275.00	123.27	144.83 %
5470 Snow Removal	-750.44	354.17	-1,104.61	-211.89 %
5475 Pest Control		16.75	-16.75	
Total 5400 Contracts	**-223.57**	**862.59**	**-1,086.16**	**-25.92 %**
5500 General Repairs & Maintenance				
5502 Building Supplies	-11.36	72.92	-84.28	-15.58 %
5503 General Repair & Maintenance	-54.18	720.83	-775.01	-7.52 %
5506 Waste System		162.50	-162.50	
5511 General Cleaning	765.45	766.67	-1.22	99.84 %
5518 Window Cleaning		45.83	-45.83	
5530 Fire System Repairs		200.00	-200.00	
5555 Elevator	-105.00	416.67	-521.67	-25.20 %
Total 5500 General Repairs & Maintenance	**594.91**	**2,385.42**	**-1,790.51**	**24.94 %**
5800 Administrative & Professional Expenses				
5801 Property Management Fees	650.61	650.58	0.03	100.00 %
5805 CAO Fees		20.83	-20.83	
5810 Office Expenses		33.33	-33.33	
5812 Bank Charges	18.00	10.00	8.00	180.00 %
5830 Insurance Expense	540.99	541.00	-0.01	100.00 %
5833 Audit & Accounting Services		95.83	-95.83	
Total 5800 Administrative & Professional Expenses	**1,209.60**	**1,351.57**	**-141.97**	**89.50 %**
Total Expenses	**$2,844.89**	**$5,516.24**	**$ -2,671.35**	**51.57 %**
NET OPERATING INCOME	**$2,572.47**	**$ -162.49**	**$2,734.96**	**-1,583.16 %**
NET INCOME	**$2,572.47**	**$ -162.49**	**$2,734.96**	**-1,583.16 %**

CCC 286

BUDGET VS. ACTUALS: 2019 - FY19 P&L

June - October, 2019

	TOTAL			
	ACTUAL	BUDGET	OVER BUDGET	% OF BUDGET
Income				
4000 Income				
4001 Condo Fees	39,390.00	39,390.00	0.00	100.00 %
4040 Interest Income	173.44		173.44	
4050 Miscellaneous Income	217.70		217.70	
Total 4000 Income	**39,781.14**	**39,390.00**	**391.14**	**100.99 %**
Total Income	**$39,781.14**	**$39,390.00**	**$391.14**	**100.99 %**
Cost of Goods Sold				
4200 Contribution to Reserve Fund	12,621.25	12,621.25	0.00	100.00 %
Total Cost of Goods Sold	**$12,621.25**	**$12,621.25**	**$0.00**	**100.00 %**
GROSS PROFIT	**$27,159.89**	**$26,768.75**	**$391.14**	**101.46 %**
Expenses				
5000 Utilities				
5020 Hydro	1,053.97	1,250.00	-196.03	84.32 %
5030 Water & Sewer	3,488.47	2,916.65	571.82	119.61 %
5040 Telecom Expenses	91.94	416.65	-324.71	22.07 %
Total 5000 Utilities	**4,634.38**	**4,583.30**	**51.08**	**101.11 %**
5400 Contracts				
5414 Irrigation		270.85	-270.85	
5415 Waste Management	629.87	812.50	-182.63	77.52 %
5465 Landscaping	1,596.07	1,375.00	221.07	116.08 %
5470 Snow Removal	-750.44	1,770.85	-2,521.29	-42.38 %
5475 Pest Control		83.75	-83.75	
Total 5400 Contracts	**1,475.50**	**4,312.95**	**-2,837.45**	**34.21 %**
5500 General Repairs & Maintenance				
5502 Building Supplies	-11.36	364.60	-375.96	-3.12 %
5503 General Repair & Maintenance	-54.18	3,604.15	-3,658.33	-1.50 %
5506 Waste System		812.50	-812.50	
5511 General Cleaning	3,827.25	3,833.35	-6.10	99.84 %
5518 Window Cleaning		229.15	-229.15	
5530 Fire System Repairs		1,000.00	-1,000.00	
5555 Elevator	-105.00	2,083.35	-2,188.35	-5.04 %
Total 5500 General Repairs & Maintenance	**3,656.71**	**11,927.10**	**-8,270.39**	**30.66 %**
5800 Administrative & Professional Expenses				
5801 Property Management Fees	3,253.05	3,252.90	0.15	100.00 %
5805 CAO Fees	108.00	104.15	3.85	103.70 %
5810 Office Expenses		166.65	-166.65	
5812 Bank Charges	63.00	50.00	13.00	126.00 %
5830 Insurance Expense	2,704.95	2,705.00	-0.05	100.00 %
5833 Audit & Accounting Services	0.00	479.15	-479.15	0.00 %
Total 5800 Administrative & Professional Expenses	**6,129.00**	**6,757.85**	**-628.85**	**90.69 %**
Total Expenses	**$15,895.59**	**$27,581.20**	**$ -11,685.61**	**57.63 %**
NET OPERATING INCOME	**$11,264.30**	**$ -812.45**	**$12,076.75**	**-1,386.46 %**

	TOTAL			
	ACTUAL	BUDGET	OVER BUDGET	% OF BUDGET
NET INCOME	**$11,264.30**	**$ -812.45**	**$12,076.75**	**-1,386.46 %**

CCC 286

BALANCE SHEET

As of October 31, 2019

	TOTAL
Assets	
Current Assets	
Cash and Cash Equivalent	
1010 Operating Bank Account	27,237.61
Total Cash and Cash Equivalent	**$27,237.61**
Accounts Receivable (A/R)	
1100 Accounts Receivable	-2,956.02
Total Accounts Receivable (A/R)	**$ -2,956.02**
1150R Due from Operating	-18,332.55
1200 Due to Reserve	17,745.68
1310 Prepaid Expenses - Insurance	3,786.93
Total Current Assets	**$27,481.65**
Non-current Assets	
1500R Reserve - Investments	411,583.48
1580R Reserve - Accrued Investment Interest	-9,535.81
Total Non Current Assets	**$402,047.67**
Total Assets	**$429,529.32**
Liabilities and Equity	
Liabilities	
Current Liabilities	
Accounts Payable (A/P)	
2000 Accounts Payable	2,294.97
Total Accounts Payable (A/P)	**$2,294.97**
2005 Accrued Liabilities	322.05
Total Current Liabilities	**$2,617.02**
Total Liabilities	**$2,617.02**
Equity	
3000 Opening Balance Equity	4,021.07
3110R Reserve - Retained Earnings	338,746.26
Retained Earnings	77,914.46
Profit for the year	6,230.51
Total Equity	**$426,912.30**
Total Liabilities and Equity	**$429,529.32**

CCC 286

A/R AGING SUMMARY

As of October 31, 2019

	CURRENT	1 - 30	31 - 60	61 - 90	91 AND OVER	TOTAL
02-Gil Perez & Alexandra Jozsa		-2.00				$ -2.00
05-David Mulrooney & Julie Dufour		-37.91				$ -37.91
07- Embassy of Poland		-1,340.00				$ -1,340.00
11- Embassy of Poland		-1,340.00			-236.11	$ -1,576.11
TOTAL	**$0.00**	**$ -2,719.91**	**$0.00**	**$0.00**	**$ -236.11**	**$ -2,956.02**

CCC 286

A/P AGING SUMMARY

As of October 31, 2019

	CURRENT	1 - 30	31 - 60	61 - 90	91 AND OVER	TOTAL
Capital Integral Property Management					108.00	$108.00
Hydro Ottawa		170.99				$170.99
Newbridge Engineering Inc		1,531.43				$1,531.43
Top Hat Home Comfort Services		355.95				$355.95
Waste Connections of Canada Inc.	128.60					$128.60
TOTAL	**$128.60**	**$2,058.37**	**$0.00**	**$0.00**	**$108.00**	**$2,294.97**

CCC 286

TRIAL BALANCE

As of October 31, 2019

	DEBIT	CREDIT
1010 Operating Bank Account	27,237.61	
1100 Accounts Receivable		2,956.02
1150R Due from Operating		18,332.55
1200 Due to Reserve	17,745.68	
1310 Prepaid Expenses - Insurance	3,786.93	
1500R Reserve - Investments	411,583.48	
1580R Reserve - Accrued Investment Interest		9,535.81
2000 Accounts Payable		2,294.97
2005 Accrued Liabilities		322.05
3000 Opening Balance Equity		4,021.07
3110R Reserve - Retained Earnings		338,746.26
Retained Earnings		77,914.46
4001 Income:Condo Fees		39,390.00
4040 Income:Interest Income		173.44
4050 Income:Miscellaneous Income		217.70
4200 Contribution to Reserve Fund	12,621.25	
5020 Utilities:Hydro	1,053.97	
5030 Utilities:Water & Sewer	3,488.47	
5040 Utilities:Telecom Expenses	91.94	
5415 Contracts:Waste Management	629.87	
5465 Contracts:Landscaping	1,596.07	
5470 Contracts:Snow Removal		750.44
5502 General Repairs & Maintenance:Building Supplies		11.36
5503 General Repairs & Maintenance:General Repair & Maintenance		54.18
5511 General Repairs & Maintenance:General Cleaning	3,827.25	
5555 General Repairs & Maintenance:Elevator		105.00
5801 Administrative & Professional Expenses:Property Management Fees	3,253.05	
5805 Administrative & Professional Expenses:CAO Fees	108.00	
5812 Administrative & Professional Expenses:Bank Charges	63.00	
5830 Administrative & Professional Expenses:Insurance Expense	2,704.95	
4601R Reserve - Contribution from Operating		12,621.25
4602R Reserve - Interest Income		2,533.42
4606R Reserve - Dividend Income		532.63
6150R Reserve Expenses:Reserve - Fund Study	1,531.43	
6195R Reserve Expenses:Reserve - Elevators	19,189.66	
TOTAL	**$510,512.61**	**$510,512.61**

CCC 286

GENERAL LEDGER

October 2019

DATE	TRANSACTION TYPE	#	NAME	MEMO/DESCRIPTION	SPLIT	AMOUNT	BALANCE
1010 Operating Bank Account							
Beginning Balance							18,461.75
01/10/2019	Payment		04-Gilles Aubry		1100 Accounts Receivable	$643.00	19,104.75
01/10/2019	Payment		10-Brian and Nichola Peterson		1100 Accounts Receivable	$643.00	19,747.75
01/10/2019	Payment		09-Howard Simkover and Louise Klein		1100 Accounts Receivable	$670.00	20,417.75
01/10/2019	Payment		12- Moyle, Wayne & Aileen		1100 Accounts Receivable	$643.00	21,060.75
01/10/2019	Payment		03- Katherine Battersby, Shane Rhodes		1100 Accounts Receivable	$670.00	21,730.75
01/10/2019	Payment		01- Staples, Brian		1100 Accounts Receivable	$670.00	22,400.75
01/10/2019	Payment		06-Paul Gecius & Deborah Wallace		1100 Accounts Receivable	$643.00	23,043.75
01/10/2019	Payment		08- Beauchesne-Chabot, Claire		1100 Accounts Receivable	$643.00	23,686.75
01/10/2019	Payment		05-David Mulrooney & Julie Dufour		1100 Accounts Receivable	$670.00	24,356.75
01/10/2019	Bill Payment (Cheque)	CWP1179	Capital Integral Property Management		2000 Accounts Payable	$ -650.61	23,706.14
01/10/2019	Journal Entry	64		Over payment on invoices : 6915,6888,6910. Chq 1594 - Reversal	-Split-	$ -2,520.93	21,185.21
01/10/2019	Payment		02-Gil Perez & Alexandra Jozsa		1100 Accounts Receivable	$643.00	21,828.21
02/10/2019	Journal Entry	50		September 2019 bank interest	-Split-	$34.84	21,863.05
02/10/2019	Journal Entry	47		Service Charge	-Split-	$ -18.00	21,845.05
15/10/2019	Bill Payment (Cheque)	CWP822	Hydro Ottawa	PAP	2000 Accounts Payable	$ -180.47	21,664.58
17/10/2019	Payment		07- Embassy of Poland		1100 Accounts Receivable	$2,010.00	23,674.58
17/10/2019	Payment		11- Embassy of Poland		1100 Accounts Receivable	$2,010.00	25,684.58
21/10/2019	Bill Payment (Cheque)	1614	Waste Connections of Canada Inc.		2000 Accounts Payable	$ -126.72	25,557.86
28/10/2019	Bill Payment (Cheque)	CWP1180	Rogers		2000 Accounts Payable	$ -19.20	25,538.66
28/10/2019	Bill Payment (Cheque)	CWP1012	City of Ottawa Water & Sewer	PAP	2000 Accounts Payable	$ -1,073.76	24,464.90
30/10/2019	Bill Payment (Cheque)	1606	Ian Reynolds Horticultural Services		2000 Accounts Payable	$ -398.27	24,066.63
30/10/2019	Bill Payment (Cheque)	1605	Rio Building Cleaning Limited		2000 Accounts Payable	$ -765.45	23,301.18
31/10/2019	Journal Entry	60		Gunnebo Canada Inc Clear Outstanding Transaction	-Split-	$20.28	23,321.46
31/10/2019	Journal Entry	55		Capital Integral Property Management	-Split-	$11.36	23,332.82
31/10/2019	Journal Entry	59		Cityscape Clear Outstanding Transaction	-Split-	$380.89	23,713.71
31/10/2019	Journal Entry	58		Rio Building Cleaning Clear Outstanding Transaction	-Split-	$3,000.28	26,713.99
31/10/2019	Journal Entry	57		Vision Heating Clear Outstanding Transaction	-Split-	$389.85	27,103.84
31/10/2019	Journal Entry	56		TSSA Clearing Outstanding Transaction	-Split-	$105.00	27,208.84
31/10/2019	Journal Entry	49		Interest Credit	-Split-	$28.77	27,237.61
Total for 1010 Operating Bank Account						**$8,775.86**	
1100 Accounts Receivable							
Beginning Balance							-276.02
01/10/2019	Payment		06-Paul Gecius & Deborah Wallace		1010 Operating Bank Account	$ -643.00	-919.02
01/10/2019	Invoice	1039	01- Staples, Brian		4001 Income:Condo Fees	$670.00	-249.02
01/10/2019	Payment		05-David Mulrooney & Julie Dufour		1010 Operating Bank Account	$ -670.00	-919.02
01/10/2019	Payment		08- Beauchesne-Chabot, Claire		1010 Operating Bank Account	$ -643.00	-1,562.02
01/10/2019	Payment		02-Gil Perez & Alexandra Jozsa		1010 Operating Bank Account	$ -643.00	-2,205.02
01/10/2019	Payment		01- Staples, Brian		1010 Operating Bank Account	$ -670.00	-2,875.02
01/10/2019	Payment		03- Katherine Battersby, Shane Rhodes		1010 Operating Bank Account	$ -670.00	-3,545.02
01/10/2019	Payment		12- Moyle, Wayne & Aileen		1010 Operating Bank Account	$ -643.00	-4,188.02
01/10/2019	Payment		09-Howard Simkover and Louise Klein		1010 Operating Bank Account	$ -670.00	-4,858.02
01/10/2019	Payment		10-Brian and Nichola Peterson		1010 Operating Bank Account	$ -643.00	-5,501.02
01/10/2019	Payment		04-Gilles Aubry		1010 Operating Bank Account	$ -643.00	-6,144.02
01/10/2019	Invoice	1038	06-Paul Gecius & Deborah Wallace		4001 Income:Condo Fees	$643.00	-5,501.02
01/10/2019	Invoice	1049	04-Gilles Aubry		4001 Income:Condo Fees	$643.00	-4,858.02
01/10/2019	Invoice	1048	07- Embassy of Poland		4001 Income:Condo Fees	$670.00	-4,188.02
01/10/2019	Invoice	1047	08- Beauchesne-Chabot, Claire		4001 Income:Condo Fees	$643.00	-3,545.02
01/10/2019	Invoice	1046	11- Embassy of Poland		4001 Income:Condo Fees	$670.00	-2,875.02
01/10/2019	Invoice	1045	05-David Mulrooney & Julie Dufour		4001 Income:Condo Fees	$670.00	-2,205.02
01/10/2019	Invoice	1044	12- Moyle, Wayne & Aileen		4001 Income:Condo Fees	$643.00	-1,562.02
01/10/2019	Invoice	1043	03- Katherine Battersby, Shane Rhodes		4001 Income:Condo Fees	$670.00	-892.02
01/10/2019	Invoice	1042	10-Brian and Nichola Peterson		4001 Income:Condo Fees	$643.00	-249.02
01/10/2019	Invoice	1041	02-Gil Perez & Alexandra Jozsa		4001 Income:Condo Fees	$643.00	393.98
01/10/2019	Invoice	1040	09-Howard Simkover and Louise Klein		4001 Income:Condo Fees	$670.00	1,063.98
17/10/2019	Payment		11- Embassy of Poland		1010 Operating Bank Account	$ -2,010.00	-946.02
17/10/2019	Payment		07- Embassy of Poland		1010 Operating Bank Account	$ -2,010.00	-2,956.02
Total for 1100 Accounts Receivable						**$ -2,680.00**	
1150R Due from Operating							
Beginning Balance							-20,229.37
31/10/2019	Journal Entry	63		Adjust Due to Reserve for double entry. (Double entry only in due to reserve)	-Split-	$904.00	-19,325.37
31/10/2019	Journal Entry	54		Newbridge Engineering	-Split-	$ -1,531.43	-20,856.80

DATE	TRANSACTION TYPE	#	NAME	MEMO/DESCRIPTION	SPLIT	AMOUNT	BALANCE
31/10/2019	Journal Entry	53		Contribution to reserve fund	-Split-	$2,524.25	-18,332.55
Total for 1150R Due from Operating						**$1,896.82**	
1200 Due to Reserve							
Beginning Balance							19,642.50
31/10/2019	Journal Entry	63		Adjust Due to Reserve for double entry. (Double entry only in due to reserve)	-Split-	$ -904.00	18,738.50
31/10/2019	Journal Entry	54		Newbridge Engineering	-Split-	$1,531.43	20,269.93
31/10/2019	Journal Entry	53		Contribution to reserve fund	-Split-	$ -2,524.25	17,745.68
Total for 1200 Due to Reserve						**$ -1,896.82**	
1310 Prepaid Expenses - Insurance							
Beginning Balance							4,327.92
31/10/2019	Journal Entry	51		October Prepaids	-Split-	$ -540.99	3,786.93
Total for 1310 Prepaid Expenses - Insurance						**$ -540.99**	
1500R Reserve - Investments							
Beginning Balance							410,231.15
31/10/2019	Journal Entry	52		iTrade October - Dividend and Interest Income	-Split-	$1,352.33	411,583.48
Total for 1500R Reserve - Investments						**$1,352.33**	
1580R Reserve - Accrued Investment Interest							
Beginning Balance							-9,535.81
Total for 1580R Reserve - Accrued Investment Interest							
2000 Accounts Payable							
Beginning Balance							305.39
01/10/2019	Bill Payment (Cheque)	CWP1179	Capital Integral Property Management		1010 Operating Bank Account	$ -650.61	-345.22
01/10/2019	Bill	OCT PAP	Capital Integral Property Management	OCT PAP Management Fees	5801 Administrative & Professional Expenses:Property Management Fees	$650.61	305.39
01/10/2019	Bill		2124128 Ontario Inc		5511 General Repairs & Maintenance:General Cleaning	$0.00	305.39
01/10/2019	Bill		Rio Building Cleaning Limited		5511 General Repairs & Maintenance:General Cleaning	$0.00	305.39
01/10/2019	Bill Payment (Cheque)	CWP1182	Rio Building Cleaning Limited		-Split-		305.39
01/10/2019	Journal Entry	64		Over payment on invoices : 6915,6888,6910. Chq 1594 - Reversal	-Split-	$ -2,520.93	-2,215.54
01/10/2019	Bill Payment (Cheque)	CWP1182	2124128 Ontario Inc		-Split-		-2,215.54
07/10/2019	Bill	28134275	City of Ottawa Water & Sewer	CondoWorks https://app.condoworks.co/invoiceadmin/edit/ccc0000286/1012	5030 Utilities:Water & Sewer	$1,073.76	-1,141.78
15/10/2019	Bill Payment (Cheque)	CWP822	Hydro Ottawa		1010 Operating Bank Account	$ -180.47	-1,322.25
15/10/2019	Bill	2568	Rio Building Cleaning Limited	Cleaning Services	5511 General Repairs & Maintenance:General Cleaning	$765.45	-556.80
19/10/2019	Bill	57244	Top Hat Home Comfort Services	Fire place and flue cleaning (top only)	5503 General Repairs & Maintenance:General Repair & Maintenance	$355.95	-200.85
21/10/2019	Bill Payment (Cheque)	1614	Waste Connections of Canada Inc.		1010 Operating Bank Account	$ -126.72	-327.57
21/10/2019	Bill	2011293	Newbridge Engineering Inc	Consulting - Deposit for reserve fund study. 25% of contract $5421+HST	6150R Reserve Expenses:Reserve - Fund Study	$1,531.43	1,203.86
25/10/2019	Bill	2019-10-25 2387853000	Hydro Ottawa	CondoWorks https://app.condoworks.co/invoiceadmin/edit/ccc0000286/1178	5020 Utilities:Hydro	$170.99	1,374.85
28/10/2019	Bill Payment (Cheque)	CWP1012	City of Ottawa Water & Sewer		1010 Operating Bank Account	$ -1,073.76	301.09
28/10/2019	Bill Payment (Cheque)	CWP1180	Rogers		1010 Operating Bank Account	$ -19.20	281.89
30/10/2019	Bill	06 EXCH 19	Ian Reynolds Horticultural Services	October Landscaping Maintenance + tulips	5465 Contracts:Landscaping	$398.27	680.16
30/10/2019	Bill Payment (Cheque)	1605	Rio Building Cleaning Limited		1010 Operating Bank Account	$ -765.45	-85.29
30/10/2019	Bill Payment (Cheque)	1606	Ian Reynolds Horticultural Services		1010 Operating Bank Account	$ -398.27	-483.56
31/10/2019	Bill		Cityscape		5010 Utilities:Gas	$0.00	-483.56
31/10/2019	Journal Entry	60		Gunnebo Canada Inc Clear Outstanding Transaction	-Split-	$20.28	-463.28
31/10/2019	Journal Entry	55		Capital Integral Property Management	-Split-	$11.36	-451.92
31/10/2019	Bill Payment (Cheque)	CWP1182	Cityscape		-Split-		-451.92
31/10/2019	Journal Entry	59		Cityscape Clear Outstanding Transaction	-Split-	$380.89	-71.03
31/10/2019	Journal Entry	58		Rio Building Cleaning Clear Outstanding Transaction	-Split-	$3,000.28	2,929.25
31/10/2019	Journal Entry	57		Vision Heating Clear Outstanding Transaction	-Split-	$389.85	3,319.10
31/10/2019	Journal Entry	56		TSSA Clearing Outstanding Transaction	-Split-	$105.00	3,424.10
31/10/2019	Bill	Write Off	Gunnebo Canada Inc		5537 General Repairs & Maintenance:Doors, Keys & Locks	$0.00	3,424.10
31/10/2019	Bill Payment (Cheque)	CWP1182	Rio Building Cleaning Limited		-Split-		3,424.10
31/10/2019	Bill	Write Off	Rio Building Cleaning Limited		5470 Contracts:Snow Removal	$0.00	3,424.10
31/10/2019	Bill Payment (Cheque)	CWP1182	Vision Air Conditioning & Heating		-Split-		3,424.10
31/10/2019	Bill	Write Off	Vision Air Conditioning & Heating		5540 General Repairs & Maintenance:HVAC Maintenance	$0.00	3,424.10
31/10/2019	Bill Payment (Cheque)	CWP1182	Technical Standards and Safety Authority		-Split-		3,424.10
31/10/2019	Bill	Write Off	Technical Standards and Safety Authority		5555 General Repairs & Maintenance:Elevator	$0.00	3,424.10
31/10/2019	Bill Payment (Cheque)	CWP1182	Capital Integral Property Management		-Split-		3,424.10
31/10/2019	Bill	Write Off	Capital Integral Property Management		5502 General Repairs & Maintenance:Building Supplies	$0.00	3,424.10
31/10/2019	Journal Entry	62		Write Off Outstanding Payment	-Split-	$ -20.28	3,403.82
31/10/2019	Journal Entry	62		Write Off Outstanding Payment	-Split-	$ -750.44	2,653.38
31/10/2019	Journal Entry	62		Write Off Outstanding Payment	-Split-	$ -389.85	2,263.53
31/10/2019	Journal Entry	62		Write Off Outstanding Payment	-Split-	$ -105.00	2,158.53
31/10/2019	Journal Entry	61		Write Off Outstanding Payment	-Split-	$ -11.36	2,147.17
31/10/2019	Bill Payment (Cheque)	CWP1182	Gunnebo Canada Inc		-Split-		2,147.17
31/10/2019	Bill	7140-0000830518	Waste Connections of Canada Inc.	CondoWorks https://app.condoworks.co/invoiceadmin/edit/ccc0000286/1278	5415 Contracts:Waste Management	$128.60	2,275.77

DATE	TRANSACTION TYPE	#	NAME	MEMO/DESCRIPTION	SPLIT	AMOUNT	BALANCE
31/10/2019	Bill	Oct 28th PAP	Rogers	Oct 28th PAP	5040 Utilities:Telecom Expenses	$19.20	2,294.97
Total for 2000 Accounts Payable						**$1,989.58**	
2005 Accrued Liabilities							
Beginning Balance							322.05
Total for 2005 Accrued Liabilities							
3000 Opening Balance Equity							
Beginning Balance							4,021.07
Total for 3000 Opening Balance Equity							
3110R Reserve - Retained Earnings							
Beginning Balance							338,746.26
Total for 3110R Reserve - Retained Earnings							
Retained Earnings							
Beginning Balance							77,914.46
Total for Retained Earnings							
4000 Income							
4001 Condo Fees							
Beginning Balance							31,512.00
01/10/2019	Invoice	1042	10-Brian and Nichola Peterson	Monthly Common Element	1100 Accounts Receivable	$643.00	32,155.00
01/10/2019	Invoice	1049	04-Gilles Aubry	Monthly Common Element	1100 Accounts Receivable	$643.00	32,798.00
01/10/2019	Invoice	1047	08- Beauchesne-Chabot, Claire	Monthly Common Element	1100 Accounts Receivable	$643.00	33,441.00
01/10/2019	Invoice	1038	06-Paul Gecius & Deborah Wallace	Monthly Common Element	1100 Accounts Receivable	$643.00	34,084.00
01/10/2019	Invoice	1039	01- Staples, Brian	Monthly Common Element	1100 Accounts Receivable	$670.00	34,754.00
01/10/2019	Invoice	1040	09-Howard Simkover and Louise Klein	Monthly Common Element	1100 Accounts Receivable	$670.00	35,424.00
01/10/2019	Invoice	1041	02-Gil Perez & Alexandra Jozsa	Monthly Common Element	1100 Accounts Receivable	$643.00	36,067.00
01/10/2019	Invoice	1048	07- Embassy of Poland	Monthly Common Element	1100 Accounts Receivable	$670.00	36,737.00
01/10/2019	Invoice	1043	03- Katherine Battersby, Shane Rhodes	Monthly Common Element	1100 Accounts Receivable	$670.00	37,407.00
01/10/2019	Invoice	1044	12- Moyle, Wayne & Aileen	Monthly Common Element	1100 Accounts Receivable	$643.00	38,050.00
01/10/2019	Invoice	1045	05-David Mulrooney & Julie Dufour	Monthly Common Element	1100 Accounts Receivable	$670.00	38,720.00
01/10/2019	Invoice	1046	11- Embassy of Poland	Monthly Common Element	1100 Accounts Receivable	$670.00	39,390.00
Total for 4001 Condo Fees						**$7,878.00**	
4040 Interest Income							
Beginning Balance							109.83
02/10/2019	Journal Entry	50		September 2019 bank interest	-Split-	$34.84	144.67
31/10/2019	Journal Entry	49		Interest Credit	-Split-	$28.77	173.44
Total for 4040 Interest Income						**$63.61**	
4050 Miscellaneous Income							
Beginning Balance							217.70
Total for 4050 Miscellaneous Income							
Total for 4000 Income						**$7,941.61**	
4200 Contribution to Reserve Fund							
Beginning Balance							10,097.00
31/10/2019	Journal Entry	53		Contribution to reserve fund	-Split-	$2,524.25	12,621.25
Total for 4200 Contribution to Reserve Fund						**$2,524.25**	
5000 Utilities							
5010 Gas							
31/10/2019	Bill		Cityscape		2000 Accounts Payable	$0.00	0.00
Total for 5010 Gas						**$0.00**	
5020 Hydro							
Beginning Balance							882.98
25/10/2019	Bill	2019-10-25 2387853000	Hydro Ottawa	2019-09-10 2019-10-10 2387853000 PAP	2000 Accounts Payable	$170.99	1,053.97
Total for 5020 Hydro						**$170.99**	
5030 Water & Sewer							
Beginning Balance							2,414.71
07/10/2019	Bill	28134275	City of Ottawa Water & Sewer	2019-07-31 2019-09-29 007380800261070 PAP	2000 Accounts Payable	$1,073.76	3,488.47
Total for 5030 Water & Sewer						**$1,073.76**	
5040 Telecom Expenses							
Beginning Balance							72.74
31/10/2019	Bill	Oct 28th PAP	Rogers	Oct 28th PAP	2000 Accounts Payable	$19.20	91.94
Total for 5040 Telecom Expenses						**$19.20**	
Total for 5000 Utilities						**$1,263.95**	
5400 Contracts							
5415 Waste Management							
Beginning Balance							501.27
31/10/2019	Bill	7140-0000830518	Waste Connections of Canada Inc.	2019-10 Monthly 71400507980000	2000 Accounts Payable	$128.60	629.87
Total for 5415 Waste Management						**$128.60**	
5465 Landscaping							
Beginning Balance							1,197.80
30/10/2019	Bill	06 EXCH 19	Ian Reynolds Horticultural Services	October Landscaping Maintenance + tulips	2000 Accounts Payable	$398.27	1,596.07
Total for 5465 Landscaping						**$398.27**	
5470 Snow Removal							
31/10/2019	Bill	Write Off	Rio Building Cleaning Limited		2000 Accounts Payable	$0.00	0.00
31/10/2019	Journal Entry	62		Write Off Outstanding Payment	-Split-	$ -750.44	-750.44
Total for 5470 Snow Removal						**$ -750.44**	

DATE	TRANSACTION TYPE	#	NAME	MEMO/DESCRIPTION	SPLIT	AMOUNT	BALANCE
Total for 5400 Contracts						**$ -223.57**	
5500 General Repairs & Maintenance							
5502 Building Supplies							
31/10/2019	Bill	Write Off	Capital Integral Property Management		2000 Accounts Payable	$0.00	0.00
31/10/2019	Journal Entry	61		Write Off Outstanding Payment	-Split-	$ -11.36	-11.36
Total for 5502 Building Supplies						**$ -11.36**	
5503 General Repair & Maintenance							
19/10/2019	Bill	57244	Top Hat Home Comfort Services	Fire place and flue cleaning (top only)	2000 Accounts Payable	$355.95	355.95
31/10/2019	Journal Entry	65		Moving to expense account 5503 as per Howard	-Split-	$ -410.13	-54.18
Total for 5503 General Repair & Maintenance						**$ -54.18**	
5511 General Cleaning							
Beginning Balance							3,061.80
01/10/2019	Bill		Rio Building Cleaning Limited	Cleaning Services	2000 Accounts Payable	$0.00	3,061.80
01/10/2019	Bill		2124128 Ontario Inc		2000 Accounts Payable	$0.00	3,061.80
15/10/2019	Bill	2568	Rio Building Cleaning Limited	Cleaning Services	2000 Accounts Payable	$765.45	3,827.25
Total for 5511 General Cleaning						**$765.45**	
5537 Doors, Keys & Locks							
31/10/2019	Journal Entry	65		Moving to expense account 5503 as per Howard	-Split-	$20.28	20.28
31/10/2019	Journal Entry	62		Write Off Outstanding Payment	-Split-	$ -20.28	0.00
31/10/2019	Bill	Write Off	Gunnebo Canada Inc		2000 Accounts Payable	$0.00	0.00
Total for 5537 Doors, Keys & Locks						**$0.00**	
5540 HVAC Maintenance							
31/10/2019	Bill	Write Off	Vision Air Conditioning & Heating		2000 Accounts Payable	$0.00	0.00
31/10/2019	Journal Entry	62		Write Off Outstanding Payment	-Split-	$ -389.85	-389.85
31/10/2019	Journal Entry	65		Moving to expense account 5503 as per Howard	-Split-	$389.85	0.00
Total for 5540 HVAC Maintenance						**$0.00**	
5555 Elevator							
31/10/2019	Journal Entry	62		Write Off Outstanding Payment	-Split-	$ -105.00	-105.00
31/10/2019	Bill	Write Off	Technical Standards and Safety Authority		2000 Accounts Payable	$0.00	-105.00
Total for 5555 Elevator						**$ -105.00**	
Total for 5500 General Repairs & Maintenance						**$594.91**	
5800 Administrative & Professional Expenses							
5801 Property Management Fees							
Beginning Balance							2,602.44
01/10/2019	Bill	OCT PAP	Capital Integral Property Management	OCT PAP Management Fees	2000 Accounts Payable	$650.61	3,253.05
Total for 5801 Property Management Fees						**$650.61**	
5805 CAO Fees							
Beginning Balance							108.00
Total for 5805 CAO Fees							
5812 Bank Charges							
Beginning Balance							45.00
02/10/2019	Journal Entry	47		Service Charge	-Split-	$18.00	63.00
Total for 5812 Bank Charges						**$18.00**	
5830 Insurance Expense							
Beginning Balance							2,163.96
31/10/2019	Journal Entry	51		October Prepaids	-Split-	$540.99	2,704.95
Total for 5830 Insurance Expense						**$540.99**	
Total for 5800 Administrative & Professional Expenses						**$1,209.60**	
4601R Reserve - Contribution from Operating							
Beginning Balance							10,097.00
31/10/2019	Journal Entry	53		Contribution to reserve fund	-Split-	$2,524.25	12,621.25
Total for 4601R Reserve - Contribution from Operating						**$2,524.25**	
4602R Reserve - Interest Income							
Beginning Balance							1,336.92
31/10/2019	Journal Entry	52		iTrade October - Interest Income	-Split-	$1,196.50	2,533.42
Total for 4602R Reserve - Interest Income						**$1,196.50**	
4606R Reserve - Dividend Income							
Beginning Balance							376.80
31/10/2019	Journal Entry	52		iTrade October - Dividend Income	-Split-	$155.83	532.63
Total for 4606R Reserve - Dividend Income						**$155.83**	
6000R Reserve Expenses							
6150R Reserve - Fund Study							
21/10/2019	Bill	2011293	Newbridge Engineering Inc	Consulting - Deposit for reserve fund study. 25% of contract $5421+HST	2000 Accounts Payable	$1,531.43	1,531.43
Total for 6150R Reserve - Fund Study						**$1,531.43**	
Total for 6000R Reserve Expenses						**$1,531.43**	
Not Specified							
01/10/2019	Bill Payment (Cheque)	CWP1182	2124128 Ontario Inc		2000 Accounts Payable		
01/10/2019	Bill Payment (Cheque)	CWP1182	Rio Building Cleaning Limited		2000 Accounts Payable		
31/10/2019	Bill Payment (Cheque)	CWP1182	Cityscape		2000 Accounts Payable		
31/10/2019	Bill Payment (Cheque)	CWP1182	Rio Building Cleaning Limited		2000 Accounts Payable		
31/10/2019	Bill Payment (Cheque)	CWP1182	Vision Air Conditioning & Heating		2000 Accounts Payable		
31/10/2019	Bill Payment (Cheque)	CWP1182	Technical Standards and Safety Authority		2000 Accounts Payable		
31/10/2019	Bill Payment (Cheque)	CWP1182	Capital Integral Property Management		2000 Accounts Payable		
31/10/2019	Bill Payment (Cheque)	CWP1182	Gunnebo Canada Inc		2000 Accounts Payable		

DATE	TRANSACTION TYPE	#	NAME	MEMO/DESCRIPTION	SPLIT	AMOUNT	BALANCE
Total for Not Specified							
6000R Reserve Expenses							
6195R Reserve - Elevators							
Beginning Balance							19,189.66
Total for 6195R Reserve - Elevators							
Total for 6000R Reserve Expenses							

CCC 286

1010 Operating Bank Account, Period Ending 31/10/2019

RECONCILIATION REPORT

Reconciled on: 13/11/2019

Reconciled by: Ken Ruckstuhl

Any changes made to transactions after this date aren't included in this report.

Summary CAD

Statement beginning balance	28,577.30
Cheques and payments cleared (1)	-2,520.93
Deposits and other credits cleared (1)	2,520.93
Statement ending balance	28,577.30
Uncleared transactions as of 31/10/2019	-1,339.69
Register balance as of 31/10/2019	27,237.61
Cleared transactions after 31/10/2019	0.00
Uncleared transactions after 31/10/2019	-36,379.97
Register balance as of 13/11/2019	-9,142.36

Details

Cheques and payments cleared (1)

DATE	TYPE	REF NO.	PAYEE	AMOUNT (CAD)
01/10/2019	Journal	64		-2,520.93
Total				-2,520.93

Deposits and other credits cleared (1)

DATE	TYPE	REF NO.	PAYEE	AMOUNT (CAD)
26/07/2019	Journal	14		2,520.93
Total				2,520.93

Additional Information

Uncleared cheques and payments as of 31/10/2019

DATE	TYPE	REF NO.	PAYEE	AMOUNT (CAD)
10/09/2019	Bill Payment	1615	Waste Connections of Canad…	-249.70
24/09/2019	Bill Payment	1613	Priestman Neilson & Associat…	-565.00
21/10/2019	Bill Payment	1614	Waste Connections of Canad…	-126.72
30/10/2019	Bill Payment	1606	Ian Reynolds Horticultural Ser…	-398.27
Total				-1,339.69

Uncleared cheques and payments after 31/10/2019

DATE	TYPE	REF NO.	PAYEE	AMOUNT (CAD)
08/11/2019	Bill Payment	1620	Waste Connections of Canad…	-128.60
08/11/2019	Bill Payment	1618	REGIONAL ELEVATOR, 4192…	-31,399.88
08/11/2019	Bill Payment	1619	Top Hat Home Comfort Services	-355.95
08/11/2019	Bill Payment	1617	Newbridge Engineering Inc	-1,531.43
08/11/2019	Bill Payment	1616	Gunnebo Canada Inc	-40.57
15/11/2019	Bill Payment	1621	Rio Building Cleaning Limited	-765.45
15/11/2019	Bill Payment	CWP1178	Hydro Ottawa	-170.99
15/12/2019	Bill Payment	1628	AA Landscaping	-786.48
15/12/2019	Bill Payment	1622	Rio Building Cleaning Limited	-765.45
15/01/2020	Bill Payment	1629	AA Landscaping	-786.48
15/01/2020	Bill Payment	1623	Rio Building Cleaning Limited	-765.45
15/02/2020	Bill Payment	1630	AA Landscaping	-786.48
15/02/2020	Bill Payment	1624	Rio Building Cleaning Limited	-765.45

DATE	TYPE	REF NO.	PAYEE	AMOUNT (CAD)
15/03/2020	Bill Payment	1631	AA Landscaping	-786.48
15/03/2020	Bill Payment	1625	Rio Building Cleaning Limited	-765.45
15/04/2020	Bill Payment	1626	Rio Building Cleaning Limited	-765.45
15/04/2020	Bill Payment	1632	AA Landscaping	-786.48
15/05/2020	Bill Payment	1627	Rio Building Cleaning Limited	-765.45
Total				-42,917.97

Uncleared deposits and other credits after 31/10/2019

DATE	TYPE	REF NO.	PAYEE	AMOUNT (CAD)
01/11/2019	Receive Payment		08- Beauchesne-Chabot, Claire	643.00
01/11/2019	Receive Payment		04-Gilles Aubry	643.00
01/11/2019	Receive Payment		09-Howard Simkover and Loui…	670.00
01/11/2019	Receive Payment		03- Katherine Battersby, Shan…	670.00
01/11/2019	Receive Payment		10-Brian and Nichola Peterson	643.00
01/11/2019	Receive Payment		05-David Mulrooney & Julie D…	670.00
01/11/2019	Receive Payment		02-Gil Perez & Alexandra Jozsa	643.00
01/11/2019	Receive Payment		06-Paul Gecius & Deborah W…	643.00
01/11/2019	Receive Payment		12- Moyle, Wayne & Aileen	643.00
01/11/2019	Receive Payment		01- Staples, Brian	670.00
Total				6,538.00

Scotiabank®

110 PLACE D'ORLEANS DRIVE 60756
ORLEANS ON K1C 2L9
824-6691

CARLETON CONDO CORP 286
INTEGRAL PROPERTY MANAGEMENT
C/O CAPITAL INTEGRAL PROP MGMT
1600 LAPERRIERE SUITE 205
OTTAWA ON K1B8P5

Statement Of:	Account Number:	From:	To:
Business Account	50096 00147 10	Sep 30 2019	Oct 31 2019

Account Summary for this Period:

No. of Debits	Total Amount - Debits	No. of Credits	Total Amount - Credits
10	$7,992.94	3	$10,586.77

Account Details:

Date	Description	Withdrawals/Debits ($)	Deposits/Credits ($)	Balance ($)
09/30/2019	BALANCE FORWARD			25,983.47
10/01/2019	BILL PAYMENT CAPITAL INTEGRA	650.61		25,332.86
10/01/2019	CHQ* 1604 7121649323	765.45		24,567.41
10/02/2019	CCP SERVICE CHARGE	18.00		24,549.41
10/07/2019	NIGHT DEPOSIT OTTAWA CENTRAL CURRENCY UNIT 78766 056		6,538.00	31,087.41
10/09/2019	CHQ* 1610 7121798295	2,486.00		28,601.41
10/09/2019	CHQ* 1609 7121798296	904.00		27,697.41
10/15/2019	MISC PAYMENT HYDRO OTTAWA	180.47		27,516.94
10/22/2019	NIGHT DEPOSIT CARLING & WOODROFFE 60236 405		4,020.00	31,536.94
10/28/2019	TELEPHONE BILL ROGERS WIRELESS PRE- AUTH DR	19.20		31,517.74
10/28/2019	CHQ 1612 5226140408	1,130.00		30,387.74
10/29/2019	WATER BILL PAYMENT OTTAWA WATER	1,073.76		29,313.98
10/31/2019	CHQ* 1605 7122086343	765.45		28,548.53
10/31/2019	INTEREST CREDIT		28.77	28,577.30

No. of Debits	Total Amount - Debits	No. of Credits	Total Amount - Credits
10	$7,992.94	3	$10,586.77

Uncollected fees and/or ODI owing: $0.00

Scotiabank®

110 PLACE D'ORLEANS DRIVE 60756
ORLEANS ON K1C 2L9
824-6691

Statement Of:	Account Number:	From:	To:
Business Account	50096 00147 10	Sep 30 2019	Oct 31 2019

Please examine this statement promptly.

This is your official account statement generated by us. Report any errors or omissions within 30 days of receipt electronically of this statement. Please see the terms and conditions of the applicable Scotiabank Financial Services Agreement or Business Banking Services Agreement for your account obligations.

All service fees and charges may be subject to any applicable sales taxes (GST/PST/QST/HST) or any tax levied by the government thereafter. These taxes will be payable by the customer.

GST Registration No. R105195598
® Registered trademark of The Bank of Nova Scotia

Capital Integral
PROPERTY MANAGEMENT

MONTHLY RESERVE FINANCIAL REPORT

CCC 286

October 2019

205-1600 Laperriere Ave
Ottawa, ON K1Z 8P5
T. 1-613-722-1232
F. 1-613-651-0306
www.cimanagement.ca

CCC 286

BUDGET VS. ACTUALS: 2019 - FY19 P&L

October 2019

	TOTAL			
	ACTUAL	BUDGET	OVER BUDGET	% OF BUDGET
Income				
Total Income			**$0.00**	**0.00%**
GROSS PROFIT	**$0.00**	**$0.00**	**$0.00**	**0.00%**
Expenses				
Total Expenses			**$0.00**	**0.00%**
NET OPERATING INCOME	**$0.00**	**$0.00**	**$0.00**	**0.00%**
Other Income				
4601R Reserve - Contribution from Operating	2,524.25		2,524.25	
4602R Reserve - Interest Income	1,196.50		1,196.50	
4606R Reserve - Dividend Income	155.83		155.83	
Total Other Income	**$3,876.58**	**$0.00**	**$3,876.58**	**0.00%**
Other Expenses				
6000R Reserve Expenses				
6150R Reserve - Fund Study	1,531.43		1,531.43	
Total 6000R Reserve Expenses	**1,531.43**		**1,531.43**	
Total Other Expenses	**$1,531.43**	**$0.00**	**$1,531.43**	**0.00%**
NET OTHER INCOME	**$2,345.15**	**$0.00**	**$2,345.15**	**0.00%**
NET INCOME	**$2,345.15**	**$0.00**	**$2,345.15**	**0.00%**

CCC 286

BUDGET VS. ACTUALS: 2019 - FY19 P&L

June - October, 2019

	TOTAL			
	ACTUAL	BUDGET	OVER BUDGET	% OF BUDGET
Income				
Total Income			**$0.00**	**0.00%**
GROSS PROFIT	**$0.00**	**$0.00**	**$0.00**	**0.00%**
Expenses				
Total Expenses			**$0.00**	**0.00%**
NET OPERATING INCOME	**$0.00**	**$0.00**	**$0.00**	**0.00%**
Other Income				
4601R Reserve - Contribution from Operating	12,621.25		12,621.25	
4602R Reserve - Interest Income	2,533.42		2,533.42	
4606R Reserve - Dividend Income	532.63		532.63	
Total Other Income	**$15,687.30**	**$0.00**	**$15,687.30**	**0.00%**
Other Expenses				
6000R Reserve Expenses				
6150R Reserve - Fund Study	1,531.43		1,531.43	
6195R Reserve - Elevators	19,189.66		19,189.66	
Total 6000R Reserve Expenses	**20,721.09**		**20,721.09**	
Total Other Expenses	**$20,721.09**	**$0.00**	**$20,721.09**	**0.00%**
NET OTHER INCOME	**$ -5,033.79**	**$0.00**	**$ -5,033.79**	**0.00%**
NET INCOME	**$ -5,033.79**	**$0.00**	**$ -5,033.79**	**0.00%**

SCOTIA iTRADE

Investment Account Statement

KCECE - 72006
SWSTM16000_6704026_057 E S 00279

CARLETON CONDOMINUM CORP #286
C/O CAPITAL INTEGRAL PROP MGT
1600 LAPERRIERE AVE STE#205
OTTAWA ON K1B 8P5

Account Number: **548-05604**
Account Type: Regular Account
For the Period: **October 1 to 31, 2019**
Last Statement: September 30, 2019

Address Information

44 King Street West
Concourse Level
Toronto, Ontario
M5H 1H1

Phone: (888) 872-3388
Website: www.scotiaitrade.com
Email: service@scotiaitrade.com

Order-Execution Only Account

We've lowered our standard pricing
Get $9.99 standard commission pricing per trade for equities and options. See scotiaitrade.com/pricing for full details.

Portfolio Overview

Account Currency: CAD

Account Summary

Date	Net Asset Value
Sep. 30, 2019	$410,231
Oct. 31, 2019	$411,583
Change in the value of your account	$1,352

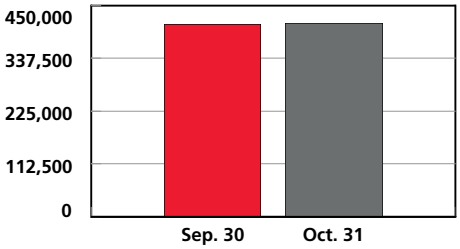

Asset Class Summary	Oct. 31, 2019 Market Value	% of Total Assets
Cash	784	0.19
Cash Equivalent	123,499	30.00
Fixed Income	287,300	69.81
Total Value of Portfolio	**$411,583**	**100.00**

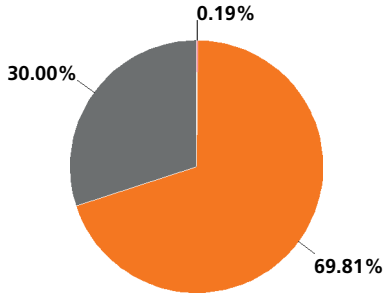

IIROC Regulated by Investment Industry Regulatory Organization of Canada

Scotia iTRADE, Scotia, and the Scotia iTRADE logo are trademarks of The Bank of Nova Scotia, used under license.
Scotia iTRADE (Order-Execution Only Account) is a division of Scotia Capital Inc. (SCI). SCI is a member of the Canadian Investor Protection Fund and the Investment Industry Regulatory Organization of Canada. Scotia iTRADE does not provide investment advice or recommendations and investors are responsible for their own investment decisions. All dispositions of securities in non-trust accounts shown on monthly statements are reported to the Canada Revenue Agency and, for Quebec residents, the ministère du Revenue du Québec. You are reminded to report income or capital gains from these transactions on your annual income tax return and to keep this statement for income tax purposes.

SWSTM16000_6704026_057 - 0072006 HRI- -0006-0001-19- - 002868

Details of Your Account Holdings

Type	Security Description	Quantity	Average Cost	Adjusted Book Value	Market Price	Market Value
Cash						
CASH						784
Total Cash						**$784**
Cash Equivalent						
CASH	BNS CORPORATE TIERED INVESTMENT SAVINGS ACCOUNT (6002)	123,498.976	0.999	123,498	1.000	123,499
Total Cash Equivalent				**$123,498**		**$123,499**
Fixed Income						
CASH	BANK OF NOVA SCOTIA ANNUAL INTEREST GIC DUE 03/10/2020 2.110%	7,000	100.000	7,000	100.000	7,000
CASH	B2B BANK ANNUAL INTEREST GIC DUE 04/24/2023 3.120%	20,000	100.000	20,000	100.000	20,000
CASH	CONCENTRA FINANCIAL ANNUAL INTEREST GIC DUE 10/27/2020 2.400%	10,000	100.000	10,000	100.000	10,000
CASH	CONCENTRA FINANCIAL ANNUAL INTEREST GIC DUE 11/03/2020 2.400%	10,000	100.000	10,000	100.000	10,000
CASH	CONCENTRA FINANCIAL ANNUAL INTEREST GIC DUE 01/28/2020 2.600%	10,800	100.000	10,800	100.000	10,800
CASH	CONCENTRA FINANCIAL ANNUAL INTEREST GIC DUE 05/03/2021 2.320%	18,000	100.000	18,000	100.000	18,000
CASH	CONCENTRA FINANCIAL ANNUAL INTEREST GIC DUE 07/21/2021 2.000%	8,500	100.000	8,500	100.000	8,500
CASH	EQUITABLE BANK ANNUAL INTEREST GIC DUE 01/20/2022 2.020%	15,000	100.000	15,000	100.000	15,000
CASH	GENERAL BANK OF CANADA ANNUAL INTEREST GIC DUE 12/06/2021 2.000%	15,000	100.000	15,000	100.000	15,000

SWSTM16000_6704026_057 - 0072006 HRI- -0006-0002-20- - 002869

Details of Your Account Holdings - continued

Type	Security Description	Quantity	Average Cost	Adjusted Book Value	Market Price	Market Value
CASH	HOME TRUST ANNUAL INTEREST GIC DUE 02/13/2020 2.670%	65,000	100.000	65,000	100.000	65,000
CASH	HOME TRUST ANNUAL INTEREST GIC DUE 11/18/2021 1.960%	20,000	100.000	20,000	100.000	20,000
CASH	HOMEQUITY BANK ANNUAL INTEREST GIC DUE 11/28/2022 2.780%	20,000	100.000	20,000	100.000	20,000
CASH	HOMEQUITY BANK ANNUAL INTEREST GIC DUE 03/07/2022 2.010%	15,000	100.000	15,000	100.000	15,000
CASH	HOMEQUITY BANK ANNUAL INTEREST GIC DUE 04/25/2022 1.980%	15,000	100.000	15,000	100.000	15,000
CASH	HOMEQUITY BANK ANNUAL INTEREST GIC DUE 01/23/2023 2.830%	18,000	100.000	18,000	100.000	18,000
CASH	ICICI BANK CANADA ANNUAL INTEREST GIC DUE 10/24/2022 2.720%	20,000	100.000	20,000	100.000	20,000
Total Fixed Income				**$287,300**		**$287,300**
Total Account Holdings				**$411,582**		**$411,583**

The adjusted cost displayed on this statement incorporates the original cost of your investments as well as any reinvested dividends and/or mutual fund distributions. Please note that where you have purchased securities through a PAC plan the cost displayed does not necessarily reflect your original purchase price.

Monthly Activity

Date	Type	Activity	Description	Quantity	Price	Credit/Debit(-)
Opening Cash Balance						**$0.00**
Oct. 03	CASH	REDEEMED	CONCENTRA FINANCIAL ANNUAL INTEREST GIC DUE 10/03/2019 INT 2.750% 2.750 DUE 10/03/19	-15,000		15,000.00

SWSTM16000_6704026_057 - 0072006 HRI- -0006-0003-21- - 002870

Monthly Activity - continued

Date	Type	Activity	Description	Quantity	Price	Credit/Debit(-)
			ISSUE REDEEMED FOR CASH			
Oct. 03	CASH	INTEREST	CONCENTRA FINANCIAL ANNUAL INTEREST GIC DUE 10/03/2019 INT 2.750% CPN INT ON 15000 BND REC 10/02/19 PAY 10/03/19			412.50
Oct. 07	CASH	BUY	BNS CORPORATE TIERED INVESTMENT SAVINGS ACCOUNT (6002) THESE ARE SECURITIES OF A RELATED ISSUER OF THIS FIRM PLUS FRACTIONS OF 0.500 UNSOL.	15,412	1.0000	-15,412.50
Oct. 24	CASH	INTEREST	ICICI BANK CANADA ANNUAL INTEREST GIC DUE 10/24/2022 INT 2.720% CPN INT ON 20000 BND REC 10/23/19 PAY 10/24/19			544.00
Oct. 28	CASH	DIVIDEND	BNS CORPORATE TIERED INVESTMENT SAVINGS ACCOUNT (6002) REINVEST 10/25/19 @ $1.0000 PLUS FRACTIONS OF 0.827 BOOK VALUE $155.83	155		
Oct. 28	CASH	INTEREST	CONCENTRA FINANCIAL ANNUAL INTEREST GIC DUE 10/27/2020 INT 2.400% CPN INT ON 10000 BND REC 10/25/19 PAY 10/27/19			240.00

Closing Cash Balance **$784.00**

Summary

Income Summary

	This Period	Year-to-Date
Interest	1,196	7,579
Total Income	**$1,196**	**$7,579**

SWSTM16000_6704026_057 - 0072006 HRI- -0006-0004-22- - 002871

Scotia **eDocuments** – Get Online!

As a Scotia iTRADE® customer, you can enrol to receive free, electronic access to your account statements, trade confirms, mutual fund prospectuses, and annual trading summary. Visit **scotiaitrade.com** to learn more and sign-up today.

A Note From Scotia iTRADE

Auditor's Message

Our auditors, KPMG LLP, are presently engaged in the examination of our year-end financial statements. Please compare this statement against your records and advise our auditors of any discrepancies: Shareholders' Auditors, Attention: Evita Price, KPMG Audit Team, Bay Adelaide Centre, 333 Bay Street - Suite 4600, Toronto, ON, M5H 2S5, Canada, fax at (416) 777-8818 or email: scotiacapitalconfirm@kpmg.ca.

Important Notice for Clients Turning Age 71 this Year

Federal legislation requires that Registered Savings Plans (RRSPs) be converted to a source of retirement income by December 31st of the year in which you turn the age of 71. If you were born in 1948, you must convert your RRSP assets by the end of 2019.

How to... Make it Happen

Gain investing confidence and make the most of the tools and resources available from Scotia iTRADE®. Visit: scotiaitrade.com > About > How-To Resources.

Education Resources

There's a trader in all of us. Scotia iTRADE® U can help you find yours. Learn more by visiting scotiaitrade.com > Education.

SWSTM16000_6704026_057 - 0072006 HRI- -0006-0005-23- - 002872

Terms and Conditions
Terms and Conditions are applicable to your account(s). For further details of these terms and conditions go to http://www.scotiaitrade.com/.

Order-Execution Only Account
Only Account means that Scotia iTRADE does not provide recommendations or accept any responsibility to advise clients on the suitability of investment decisions or transactions.

Statement Frequency
Statements are issued whenever there has been activity in the account during the past month; otherwise statements are issued on a quarterly basis.

Leverage / Margin Risk Disclosure Statement
The use of leverage may not be suitable for all investors. Using borrowed money (whether through a margin account or any other method of borrowing) to finance the purchase of securities involves greater risk than using cash resources only. If you borrow money to purchase securities, your responsibility to repay the loan and pay interest as required by its terms remains the same even if the value of the securities purchased declines.

Account Summary
The term 'Net Asset Value' refers to the total market value of priced securities within your account, by currency, including cash balances as at the close of business on the date indicated.

Adjusted Average Cost and Adjusted Book Value
Adjusted average cost represents the average cost of acquiring one share/unit of a security including commissions, fees, reinvested dividends and/or mutual fund distributions. This has been calculated to the best of our ability. Adjusted book value is the total cost of acquiring a security - the total of your adjusted average cost times the number of shares/units you hold of a security.

Cash Balances
This section shows the balance in your account, including all transactions that have settled. A debit balance is indicated by '-' and represents an amount owed to Scotia iTRADE. A credit balance in a Regular account represents an amount owed to you, whereas a credit balance in a Registered account indicates the cash portion of your assets.

Free credit balances in Regular accounts represent funds payable on demand which, although properly recorded in our books, are not segregated and may be used in the conduct of our business. Cash balances in Registered accounts are held in trust by the trustee.

Asset Class Summary
Asset classes you hold will be displayed under the Asset Class Summary section in the statement. Please note that only the asset classes of securities you currently hold in your account will be displayed on your statement.

Payment Information (RRIF and LIF Accounts Only)
The information displayed reflects our records as of the statement date. The Selected Payment Frequency indicates the payment frequency as of the statement date. Minimum Annual Payment refers to the minimum annual amount required by Canada Revenue Agency from your RRIF account. If, according to our records, you have elected to receive an annual amount greater than the minimum payment, then this amount will be displayed as the Elected Payment Amount. Withholding tax will be applied to amounts withdrawn in excess of the Minimum Annual Payment. The Year to Date Payment amount displayed is the total amount of the payments paid to you, after withholding tax has been deducted, if applicable.

New Activity in Your Account
This section shows all the activity in your account during the month. The Date column refers to the settlement date in the case of executed trades, or processing date in the case of other entries. Transfers of funds made to your account on the last business day of the month may not appear on your month end statement until the following month.

Short Account
Proceeds from declared short sales have been segregated into a SHORT account and market increases and/or decreases from the original sale price are marked to the market. Such increases and or decreases are transferred to your margin account weekly. Transfers are reflected with the description 'Mark to Market.'

Your Account Holdings
The market valuation information has been obtained from sources believed to be reliable; however, we cannot guarantee their accuracy. Our best efforts have been made to price all securities; however, in some circumstances, we may be unable to obtain valuations. A current market quotation can be made available upon request.

Segregated Quantity
Securities regulations stipulate that all fully paid and excess margin securities must be promptly segregated and are not available for use in the general conduct of our business. All security positions displayed under the account holdings section are segregated unless otherwise indicated under the security description column. Securities registered in your name are also indicated under the security description column.

Third Market Dealers
In connection with certain trades in securities of U.S. issuers, Scotia Capital Inc. will receive remuneration for directing orders to a particular broker-dealer or market centre for execution. The source and amount of any such remuneration received by Scotia iTRADE in connection with any transaction executed on your behalf will be disclosed to you upon request.

Member-Canadian Investor Protection Fund
Customers' accounts are protected by the Canadian Investor Protection Fund within specified limits. A brochure describing the nature and limits of coverage is available upon request.

Endnotes
1. There has been an adjustment made to this book value during the statement period.
2. There is no active market for this investment, and therefore the market value has been estimated.
3. There is no active market for this investment, and the market value cannot be determined.
4. If this position is sold, a sales charge may be applied to the proceeds.
5. Some or all of the book value of this position has been determined using a market value calculation.
6. The book value of this position cannot be determined.

Other Information:
Employees of The Bank of Nova Scotia ('Scotia Capital') and/or Scotia iTRADE are not authorized to provide tax or legal advice. Please consult your accountant or lawyer on such matters.

The financial statement of Scotia Capital and Scotia Capital Inc. as at the close of the last financial year and a current list of directors and officers will be furnished upon request. Clients in British Columbia are entitled to certain additional information about Scotia iTRADE, including information about commissions and fees that we charge, and about any administrative proceedings that may relate to the firm or our staff.

This statement constitutes a complete record of your transactions. Please examine this statement of account promptly. If you do not agree with the information hereon, please advise us in writing within thirty days at: Scotia iTRADE, Compliance Department, 40 King Street West, 5th Floor, Toronto, Ontario, M5H 1H1 or you will be precluded from asserting that errors or omissions have occurred.

SWSTM16000_6704026_057 - 0072006 HRI- -0006-0006-24- - 002873

Code Information

Code:	Nonvot	Resvot	Subvot
Definition:	Non-voting	Restricted Voting	Subordinate voting

HydroOttawa
hydroottawa.com
Questions/Questions : 613-738-6400
Power Outage/Panne d'électricité : 613-738-0188

Account Summary • Sommaire de compte

Previous Balance/Solde précédent		$180.47	
Payment/Paiement	2019-10-15	$180.47	CR

Electricity Charge TOU/Frais d'électricité FHC
From/Du 2019-09-10 To/Au 2019-10-10 (30 Days/Jours)

Off-peak/Période creuse 760.388821 kWh @ $0.065000/kWh	$49.43
Mid-peak/Période médiane 210.186671 kWh @ $0.094000/kWh	$19.76
On-peak/Période de pointe 185.986108 kWh @ $0.134000/kWh	$24.92

From/Du 2019-09-10 To/Au 2019-10-10 (30 Days/Jours)

Delivery/Frais de livraison	$63.81
Regulatory Charges/Frais réglementés	$4.92
HST No. 863391363 RT0001/No. TVH 863391363 RT0001	$21.18
8% Provincial Rebate/Rabais provincial de 8 %	$13.03 CR

Billing Multiplier/Multiplicateur de facturation	160.00
	00:00-24:00
kW Demand/Demande kW	2.40
kVa Demand/Demande kVa	2.72

Service For • Service pour
275 CHARLOTTE ST PL

Account Number • Numéro de compte
23878530001809066000

Meter Number • Numéro de compteur
OTT514563

Meter Reading (current) Relevé de compteur (actuel)	1126.00
Meter Reading (previous) Relevé de compteur (précédent)	1118.77
kWh Consumption Consommation en kWh	1156.56

Bill Date Date de la facture	2019-10-25	**Due Date Date d'échéance**	2019-11-13	**Bank Debit Retrait bancaire**	**$170.99**

For your information • Autres renseignements

Hydro Ottawa's 2018 Scorecard is now available. You may view Hydro Ottawa's performance year over year at hydroottawa.com/scorecard.

La carte de pointage 2018 d'Hydro Ottawa est maintenant accessible. Vous pouvez voir le rendement d'Hydro Ottawa au fil des ans sur hydroottawa.com/carte-de-pointage.

BE A PAPERLESS HERO. You can make a world of difference by switching to online billing. It only takes a few minutes and it will save you time. Register before Dec. 31 and CHEO will receive $5. hydroottawa.com/gopaperless

DEVENEZ UN HÉROS. DITES ADIEU AU PAPIER. La facture en ligne, c'est le pouvoir de faire une différence. Quelques clics suffisent pour gagner plein de temps. Inscrivez-vous d'ici le 31 décembre et le CHEO recevra 5 $. hydroottawa.com/adieupapier

Additional information on reverse. Please retain this portion. • Information supplémentaire au verso. Prière de conserver cette partie. E & OE

HydroOttawa

PO Box / C. P. 8700
Ottawa, ON
K1G 3S4

Tel. / Tél. : 613-738-6400
Fax. / Téléc. : 613-738-6403
hydroottawa.com

Service For • Service pour
275 CHARLOTTE ST PL

Account Number • Numéro de compte
23878530001809066000

Due Date Date d'échéance	2019-11-13
Bank Debit Retrait bancaire	**$170.99**

Late payments will be charged 1.50% interest per month.
Les paiements en retard portent d'intérêt au taux mensuel de 1,50 %.

CCC#286
CAPITAL INTERGAL
1600 AVENUE LAPERRIERE STE 205
OTTAWA ON K1Z 8P5

02387853000000017099201911132

⑆04338⑈900⑆ 96

HydroOttawa
hydroottawa.com
Questions/Questions : 613-738-6400
Power Outage/Panne d'électricité : 613-738-0188

Account Summary • Sommaire de compte

Service For • Service pour
275 CHARLOTTE ST PL
Account Number • Numéro de compte
23878530001809066000
Meter Number • Numéro de compteur
OTT514563

Meter Reading (current) Relevé de compteur (actuel)	1126.00
Meter Reading (previous) Relevé de compteur (précédent)	1118.77
kWh Consumption Consommation en kWh	1156.56

Account History / Relevé de compte

Reading Date Date du relevé	kWh kWh	# Days # jours	Average/Moyenne On-Peak Période de pointe	Off-Peak Période creuse	Mid Peak Période médiane	kWh/Day kWh/jour
2019-10-10	1156.56	30	6.20	25.35	7.01	38.55
2019-09-10	1243.44	29	6.34	29.37	7.16	42.88
2019-08-12	1280.00	32	5.47	28.53	6.01	40.00
2019-07-11	1155.19	30	5.87	26.07	6.57	38.51
2019-06-11	1119.61	29	5.79	26.29	6.53	38.61
2019-05-13	1284.06	32	5.95	28.28	5.90	40.13
2019-04-11	1272.11	29	7.53	29.12	7.21	43.87
2019-03-13	1409.02	29	8.83	32.15	7.61	48.59
2019-02-12	1760.00	28	14.16	36.07	12.63	62.86
2019-01-15	1600.00	34	7.35	32.96	6.75	47.06
2018-12-12	1440.00	30	8.61	31.20	8.19	48.00
2018-11-12	1440.00	31	7.34	31.53	7.58	46.45
2018-10-12	1440.00	30	7.61	32.05	8.34	48.00

Bill Date Date de la facture	2019-10-25	**Due Date** **Date d'échéance**	2019-11-13	**Bank Debit** **Retrait bancaire**	**$170.99**

For your information • Autres renseignements

Additional information on reverse. Please retain this portion. • Information supplémentaire au verso. Prière de conserver cette partie.

E & OE

HydroOttawa

PO Box / C. P. 8700
Ottawa, ON
K1G 3S4

Tel. / Tél. : 613-738-6400
Fax. / Téléc. : 613-738-6403
hydroottawa.com

Service For • Service pour
275 CHARLOTTE ST PL
Account Number • Numéro de compte
23878530001809066000

Due Date **Date d'échéance**	2019-11-13
Bank Debit **Retrait bancaire**	**$170.99**

Late payments will be charged 1.50% interest per month.
Les paiements en retard portent d'intérêt au taux mensuel de 1,50 %.

CCC#286
CAPITAL INTERGAL
1600 AVENUE LAPERRIERE STE 205
OTTAWA ON K1Z 8P5

02387853000000017099201911132

⑆04338⑈900⑆ 96

Hydro Ottawa bills customers for its services as well as for the services of other organizations operating in Ontario's electricity market. A schedule of rates and charges is available upon request.

ELECTRICITY TERMS THAT APPEAR ON YOUR BILL

Electricity – This is the cost of the electricity supplied to you during this billing period and is the part of the bill that is subject to competition.

Delivery – These are the costs of delivering electricity from generating stations across the Province to Hydro Ottawa then to your home or business. This includes the costs to build and maintain the transmission and distribution lines, towers and poles and operate provincial and local electricity systems.

A portion of these charges are fixed and do not change from month to month. The rest are variable and increase or decrease depending on the amount of electricity that you use.

The delivery charge also includes costs relating to electricity lost through distributing electricity to your home or business.* Hydro Ottawa collects this money and pays this amount directly to our suppliers.

*When electricity is delivered over a power line, it is normal for a small amount of power to be consumed or lost as heat. Equipment, such as wires and transformers, consumes power before it gets to your home or business.

Regulatory Charges – Regulatory charges are the costs of administering the wholesale electricity system and maintaining the reliability of the provincial grid.

Global Adjustment – Electricity generators in Ontario receive a combination of payments from the operation of the wholesale market, payments set by regulation and payments under contracts. Your portion of the net adjustments arising from these and other authorized payments is included on your bill as the Global Adjustment.

NOTE: For a detailed explanation of electricity terms, visit hydroottawa.com/bill or ontarioenergyboard.ca. For an explanation of other items that appear on your bill, visit hydroottawa.com/charges.

Moving? Please give us advance notice – a minimum of ten (10) business days before you move – that you'd like to open, close or update your account. This will ensure that your account information is accurate, that the electricity is on when you move into your new home, or that your account is closed when you move out. Customers are responsible for all charges until their account is closed. Call us at 613-738-6400 or complete the online form at hydroottawa.com/moving.

A **Security Deposit** may also be applied to an account as a condition of service.

Planning outdoor work? Underground networks of services including power lines might be buried on your property. Accidentally hitting one can cause injury, property damage and power outages. For your safety and the safety of others, **'Call or Click Before You Dig'** to mark the location of underground cables before starting construction, landscaping or any other project. Contact Ontario One Call at 1-800-400-2255 or online at OntarioOneCall.ca (24 hours a day, 7 days a week).

Supply of Power – A continuous or unvaried supply of power is not guaranteed. Customers are advised to provide under and/or over voltage protection devices to protect their equipment.

Access to Equipment – Hydro Ottawa equipment located on a customer's premises is in the care and at the risk of the customer. Hydro Ottawa requires access to its equipment for reasons that include inspection, maintenance, repair, alteration, replacement, disconnection, calibration and meter reading, as outlined in section 40 of the *Electricity Act, 1998*.

Your electrical service is subject to the terms and conditions set out in Hydro Ottawa's Conditions of Service, which can be found at hydroottawa.com/cos.

Hydro Ottawa facture ses clients pour les services d'électricité qu'elle leur fournit ainsi que pour les services d'électricité offerts par d'autres sociétés actives sur le marché de l'électricité de l'Ontario. La liste des tarifs et des frais d'Hydro Ottawa est disponible sur demande.

TERMES RELATIFS À L'ÉLECTRICITÉ QUI FIGURENT SUR VOTRE FACTURE

Frais d'électricité – Il s'agit du coût de l'électricité qui vous est fournie pendant la présente période de facturation et de la partie de la facture qui fait l'objet de concurrence.

Frais de livraison – Il s'agit des coûts de l'acheminement de l'électricité des centrales électriques réparties à travers la province à Hydro Ottawa, puis jusqu'à votre domicile ou entreprise. Ces coûts comprennent les coûts de construction et d'entretien des lignes de transport d'énergie, des tours et des poteaux ainsi que les coûts d'exploitation des réseaux électriques provinciaux et locaux.

Une partie de ces frais est fixe et ne change pas d'un mois à l'autre. Le reste est variable et augmente ou diminue selon votre consommation d'électricité.

Les frais de livraison comprennent également le coût de l'énergie perdue lorsque l'électricité est distribuée à votre domicile ou entreprise*. Hydro Ottawa perçoit ces frais et les remet directement à ses fournisseurs.

*Lorsque l'électricité est distribuée au moyen d'une ligne de transport d'énergie, il est normal qu'une petite quantité d'énergie soit consommée ou perdue sous forme de chaleur. Le matériel, par exemple les fils et les transformateurs, consomme l'énergie avant qu'elle n'arrive à votre domicile ou entreprise.

Frais réglementés – Les frais réglementés couvrent le coût de l'administration du système d'électricité de gros et de la maintenance de la fiabilité du réseau électrique provincial.

Rajustement global – Les prix de l'électricité produite par les producteurs de l'Ontario sont établis sur le marché de gros, par règlement et par contrat. Le montant correspondant au rajustement net de ces prix et d'autres prix autorisés qui vous est facturé figure à la ligne Rajustement global de votre facture.

NOTE : Pour obtenir une explication détaillée des termes relatifs à l'électricité, visitez le site hydroottawa.com/facture ou le site ontarioenergyboard.ca/fr. Pour obtenir une explication des autres rubriques qui figurent sur votre facture, visitez le site hydroottawa.com/frais.

Vous déménagez? Veuillez nous aviser au moins dix (10) jours ouvrables avant votre déménagement si vous désirez ouvrir un compte, mettre votre compte à jour ou fermer votre compte. Ceci permet d'assurer que les renseignements relatifs à votre compte sont exacts, qu'un service d'électricité sera fourni à votre nouveau domicile, ou encore que votre compte sera fermé lorsque vous quitterez votre ancien domicile.
Les clients doivent acquitter les frais relatifs à leur compte jusqu'à la fermeture de celui-ci. Pour nous aviser d'un déménagement, appelez-nous au 613 738-6400 ou remplissez notre formulaire en ligne au hydroottawa.com/demenagement.

Un **dépôt de garantie** pourrait s'appliquer à un compte, conformément à nos conditions de service.

Vous avez des projets de travaux extérieurs? Des installations souterraines, y compris des lignes électriques, pourraient se trouver sur votre propriété. Si vous heurtez une de ces installations accidentellement, vous pourriez vous blesser, causer des dommages à votre propriété ou provoquer une panne de courant. Pour votre sécurité et celle des autres, **appelez ou cliquez avant de creuser** pour connaître l'emplacement des câbles souterrains avant de commencer tous travaux de construction ou d'aménagement paysager ou tout autre projet. Vous pouvez joindre Ontario One Call au 1 800 400-2255 ou OntarioOneCall.ca/fr (24 heures sur 24, 7 jours sur 7).

Alimentation en électricité – Hydro Ottawa ne garantit pas une alimentation en électricité continue et à l'abri de toutes variations de tension et de fréquence. Les clients devraient donc protéger leur équipement en y installant des appareils de protection contre les baisses et les hausses de tension.

Accès à l'équipement – Les clients sont responsables du matériel d'Hydro Ottawa qui se trouve sur leur propriété. Comme le stipule l'article 40 de la Loi de 1998 sur l'électricité, Hydro Ottawa doit avoir accès à ses équipements, notamment pour pouvoir procéder à des inspections, à des travaux d'entretien ou à la réparation, au remplacement, au débranchement ou au calibrage d'équipement ainsi que pour effectuer la relève de compteurs.

Votre service d'électricité est soumis aux conditions présentées dans le document Conditions de service d'Hydro Ottawa, que vous trouverez au hydroottawa.com/cds.

GO PAPERLESS! Register for online billing at hydroottawa.com/account or by telephone.
It's convenient, secure and reduces paper waste.

Payment Methods

- Take advantage of the convenience of **automated payments**. Sign up at hydroottawa.com/account or by telephone.
- Use your **credit card** to pay online or by telephone. A service fee applies.
- Make a payment through your bank using **telephone or online banking**. Be sure to include reference to your account number.
- Pay your bill **in person** at most financial institutions.
- **Mail** your cheque or money order to Hydro Ottawa Limited, PO Box 8700, Ottawa ON, K1G 3S4. Remember to include the remittance stub in the envelope and write your **20-digit account number** on the **front** of your cheque.

To avoid interest charges, please ensure you allow sufficient time for the payment to reach us and be processed in advance of the **due date** on your bill. The time required varies with the method of payment chosen.

An unpaid balance after the due date is subject to a **late payment charge** of 1.50% per month, compounded monthly (19.56% per annum).

Customer Service Inquiries

Telephone: 613-738-6400 Monday to Friday: 8:00 a.m. to 8:00 p.m.
Saturday: 9:00 a.m. to 3:00 p.m.
(excluding statutory holidays)
Fax: 613-738-6403
Online: hydroottawa.com/contact
Mail: Hydro Ottawa Limited, PO Box 8700, Ottawa ON, K1G 3S4

Power Outage Information

Telephone: 613-738-0188 (24 hours a day, seven days a week)
Online: hydroottawa.com/outages

DITES ADIEU AU PAPIER! Inscrivez-vous à la facture en ligne au hydroottawa.com/compte ou par téléphone. La facturation en ligne est pratique et sécuritaire, et aide à réduire le gaspillage de papier.

Modalités de paiement

- Profitez des avantages et de la commodité des **paiements préautorisés**. Pour vous inscrire au régime de prélèvements automatiques d'Hydro Ottawa, inscrivez-vous au hydroottawa.com/compte ou par téléphone.
- Utilisez votre **carte de crédit** pour payer votre facture en ligne ou par téléphone. Des frais de service s'appliquent.
- Faites un paiement par l'intermédiaire de votre institution financière par **téléphone ou au moyen de services bancaires en ligne**. N'oubliez pas d'inscrire votre numéro de compte.
- Payez votre facture **en personne** dans la plupart des institutions financières.
- **Postez** votre chèque ou votre mandat-poste à Hydro Ottawa limitée, C. P. 8700, Ottawa, Ontario K1G 3S4. N'oubliez pas d'insérer le bordereau de paiement dans l'enveloppe et inscrivez votre **numéro de compte de 20 chiffres** au **recto** de votre chèque.

Afin d'éviter tous frais d'intérêts, assurez-vous de nous accorder suffisamment de temps pour recevoir votre paiement et le traiter avant la **date d'échéance** figurant sur votre facture. Le temps requis peut varier selon le mode de paiement choisi.
Tout solde impayé après la date d'échéance fait l'objet de frais pour **paiement en retard** au taux mensuel composé de 1,50 % (19,56 % par année).

Renseignements généraux

Téléphone : 613 738-6400 Lundi au vendredi : 8 h à 20 h
Samedi : 9 h à 15 h
(sauf les jours fériés)
Télécopieur : 613 738-6403
En ligne : hydroottawa.com/nousjoindre
Adresse postale : Hydro Ottawa limitée, C. P. 8700, Ottawa, Ontario, K1G 3S4

Renseignements sur les pannes d'électricité

Téléphone : 613 738-0188 (24 heures sur 24, 7 jours sur 7)
En ligne : hydroottawa.com/pannes

Water Utility Bill

Customer no. - Account no.
0073808 - 00261070
Bill date: Oct 7, 2019
Bill number: 28134275

Service address: 275 CHARLOTTE ST

Bill period:
Jul 31, 2019 to Sep 29, 2019

Activity since last bill

Last bill	$1,307.56
Payment	$-1,307.56
Balance forward	$0.00

New charges summary

Fixed charges	$239.36
Consumption charges	$834.40
Total new charges	$1,073.76
Amount due	**$1,073.76**
Due date	**Oct 29, 2019**

Amount due will be debited on the due date by PAD.

Interest will be charged at rate of 0.0417% per day on the outstanding balance after the due date, every 15 days thereafter and before each bill. (Effective Annual Rate 16.13%)

My Service Ottawa

Go to myservice.ottawa.ca to manage your account.

- Sign up for paperless billing
- Manage your consumption
- Make a payment
- Update your language preference

Pour recevoir votre facture en français, visitez Mon ServiceOttawa ou contactez les Services des recettes.

WPAD

CARLETON CONDO CORP NO 286
SUITE 205 - 1600 LAPERIERRE
OTTAWA ON K1Z 8P5

Customer no. - Account no.
0073808 - 00261070

Service address:	275 CHARLOTTE ST
Amount due:	**$1,073.76**
Due date:	**Oct 29, 2019**
Amount paid	**PAD - DO NOT PAY**

Rate period	Service period		Days	Meter reading		Read type	Usage
	From	To		From	To		(m^3)
1	Jul 31, 2019	Aug 30, 2019	30	46110	46240	Actual	130
2	Aug 31, 2019	Sep 29, 2019	30	46240	46370	Actual	130
Total			**60**				**260**

How we calculated your new charges

Fixed charges

Fire supply [60 days x $0.3593]	**$21.56**
Water service charge [60 days x $0.8100]	**$48.60**
Wastewater service charge [60 days x $0.7100]	**$42.60**
Stormwater - res - F [60 days x 12 units x $0.1758]	**$126.60**
Total	**$239.36**

Consumption charges

	Consumption (m^3)		Combined rate	
	Period 1	Period 2		
Tier 1 (0-6 m^3)	6	6	$1.52	**$18.24**
Tier 2 (7-25 m^3)	19	19	$3.02	**$114.76**
Tier 3 (26-180 m^3)	105	105	$3.34	**$701.40**
Total	**130**	**130**		**$834.40**

Total new charges **$1,073.76**

Fixed service charges	(Per year)
Fire supply	$131.15
Water	$295.65
Wastewater	$259.15
Stormwater - res.	$64.16

Consumption rates	(Per m^3)		
	Water	Wastewater	Combined
Tier 1	$0.81	$0.71	$1.52
Tier 2	$1.60	$1.42	$3.02
Tier 3	$1.77	$1.57	$3.34
Tier 4	$1.97	$1.76	$3.73

About your property	
Property type	Townhouse & apartment
Service type	Connected
Service area	Urban
Unit(s)	12
Meter size	025mm

Consumption history

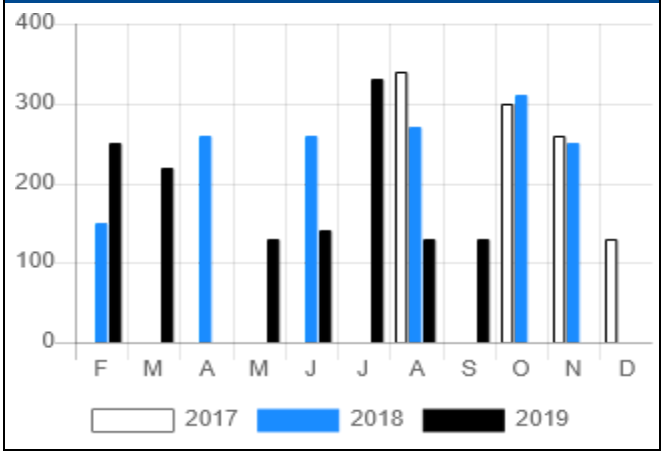

Payment options

- Financial institutions - online, by telephone, or in person
- Online by debit or credit - visit MyService.Ottawa.ca
- Pre-authorized debit (PAD) plan - visit MyService.Ottawa.ca
- City of Ottawa client service centre
- Cheque by mail - include bill stub and customer-account number on cheque

  Cheque payments
  City of Ottawa, Revenue Services
  PO Box 4648 Station A
  Toronto ON M5W 0E8

To receive an accessible format (electronic, large print, or braille), please contact Revenue Services.

Explanation of charges

Fixed charges, help provide funding for infrastructure maintenance costs. The annual fixed charges are based on your meter size except for the stormwater fixed charge, which is based on your property type as defined by MPAC. Annual charges are pro-rated by day and included on each bill.
Consumption charges, represent costs of water production and wastewater treatment. You are allotted 4 tiers of consumption rates every 30 days.
Additional charges, are administrative and services fees. For a full listing of fees, please visit Ottawa.ca/waterbill.

Contact revenue services
Tel: 613-580-2444 | TTY: 613-580-2401
Fax: 613-580-2457